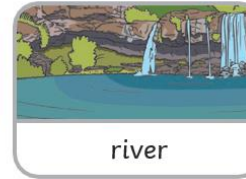
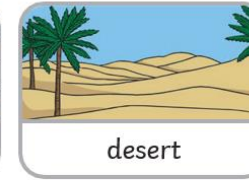





# Science - Year 1 & 2 - Living things and their Habitats.



<u>Key Vocabulary</u>	
Habitat	A place where an animals lives.
Living thing	A thing that moves, breathes, eats, poos, grows, reproduces
dead	Things that are dead were once living. They did have all the life processes but don't now.
Food chain	A food chain shows how each animal gets its food. Food chains are one of the ways that living things depend on each other to stay alive.
Microhabitat	A microhabitat is a very small habitat in places like under a rock, under leaves or on a branch. Minibeasts live in microhabitats. The microhabitats have everything they need to survive.
Survive	To stay alive
Diet	What animals eat

Examples of **habitats**:



Key Learning:

- To explore and compare the differences between things that are living, dead, and things that have never been alive
- To identify and name a variety of plants and animals in their habitats
- To identify and name a variety of plants and animals in their habitats, including microhabitats
- To describe a habitat and identify animals live in it.
- To identify how an animal is suited to its habitat.
- To describe how animals get their food

Characteristics of living things

**Movement**  
**Respiration**  
**Sensitivity**

**Growth**  
**Reproduction**  
**Excretion**  
**Nutrition**

**MRS GREN**

